



BYOD

Cronulla High School

“Bring your own device” (BYOD) refers to students bringing a personally owned device to school for the purpose of learning.

BYOD

- BYOD has been implemented for all years since 2015 at Cronulla High School.
- Week 3 Term 1, Students are oriented to BYOD, connected to the DoE Wireless and assisted in the install of Microsoft Office, Adobe Creative Cloud and their Mathematics Textbooks.
- We ask on these days that students have access to the administration account of the device. That is, they have rights to install software. Please ensure you child knows the password to their device.
- If you child is getting a new device for Christmas or in January – please ensure that you have set this up before they come to school.
- A small number of students rent an older Laptop for \$30 per term.

Suitable Devices

- Business Device Laptop.
- A device able to connect to **Dual Band** wifi or specifically **5GHz** Network.
 - Decent size screen between 11-14 inches.
- **Important Point** - Chromebooks do fit this model however are not able to install Adobe products.

Basic Specifications

Minimum

SSD: 256GB SSD Solid State Drive

RAM: 8GB

Processor: Intel i5 or AMD Ryzen 5

Recommended to future proof your device

SSD: 512GB SSD Solid State Drive or greater

RAM: 16GB

Processor: Intel i5 (late models) or AMD Ryzen 5 or 7

Battery life is also an important consideration when purchasing a device. Students should bring a fully charged laptop to school each day.



So What Do I Buy?

The following is a combination of advice from experience and specifications

- Have a budget and get the best device you can for that budget. Important things to spend your money on are RAM, size of the SSD and processor. Also consider screen size and weight of the laptop. Remember your child will be carrying this device around all day at school and to and from school. Do your research.
- Mac or PC? Despite what your child may tell you – they do not have to have a MacBook. Yes, a lot of Mac's are used by students but that is a family decision – it is not a requirement of Cronulla HS.
- Involve your child in the decision making process – they are the one that is going to be looking after it and using it most days. However refer to my first point – set a Budget.
- Chromebooks - will work on our network but students will not be able to install Adobe products such as Photoshop on a Chromebook. There are online alternatives but please be aware that they are slightly different to what the class teacher will be teaching.

Where can I find more information?

- Have a look at the Cronulla High website – Bring Your Own Device page for further information. This presentation will be available there after tonight.
- Education Portals – JB Hi-Fi and Computers Now (this is coming) – are alternatives for you to buy. Prices are generally cheaper than just buying normal retail, but do your research, if the computer you are looking at is on special then it may be cheaper than buying through the portal.


Protect your BYOD device with a suitable case.

Think about Including these items in your budget.


* **Thule** are a good brand to fit 13" Laptops.

* For 11" Laptops take a look at the cases designed for the Microsoft Surface.

- Backpack with a Laptop Sleeve
- **THURSDAYS ARE LAPTOP FREE DAYS.**




SOFTWARE



Windows 10 or 11



Mac OS 13 or later



Microsoft Office

Installed at school on
BYOD setup week.

FREE with DoE
enterprise agreement





Adobe CC

Installed at school on
BYOD setup week.

FREE with DoE
enterprise agreement



Included in fees:



Feedback

- Do you have any feedback or have any questions about BYOD? Please use the link or QR code below
- <https://forms.office.com/r/NHT35JpGHA?origin=IprLink>

